

**WAND**

LED pixel tube light


# Contents

CONTENTS

Introduction to Wand Series .....	02
Wand LW2402 .....	13
Wand LW4804 .....	15
Wand LW9608 .....	17
Wand accessories .....	19

# WAND

LED pixel tube light series





**CCT**  
2000K-20000K



**Dimming**  
0-100%



**Color Rendition**  
CRI≥97, TLCI≥97



**Green-Magenta  
Adjustment**  
±100% continuously  
adjustable



**Effect**  
17 lighting effects



**Pixel control**  
Multi-pixel control



**Control mode**  
App, DMX



**Power supply**  
Built-in lithium battery



## Professional-grade light source with brilliant color performance

With RGBAL color mixing technology, built-in multi-bit independent controllable pixels, powerful output, high color accuracy, and a tunable CCT range from 2000K to 20000K, WAND series tube lights provide an excellent lighting solution that can vividly bring to life the colorful ideas of creators.



## Multiple modes with easy adjustments

The WAND series tube lights offer CCT, HSI, GEL, and EFFECT modes. The WAND series tube lights offer CCT, HSI, GEL, and EFFECT modes. With 36,000 color combinations from built-in industry-standard gels, WAND tube lights can produce a wide range of colors for creative needs. The high-transmittance PC cover generates uniform and soft lighting, which restores fine textures.





## Simplified interface, easy to operate

With similar interface and the operation modes of Caster and Lancer series, WAND series also features built-in color display screen, which is simple and intuitive and easy to operate.

## Intelligent and wireless control

Equipped with multiple communication control methods, WAND series can not only be connected with ColorExpress APP through Bluetooth and WiFi, but also can be controlled through Lumenradio CRMX, which can greatly improve shooting efficiency and meet diverse requirements on sets. Meanwhile, wireless upgrading mode is also supported.

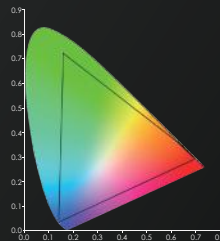





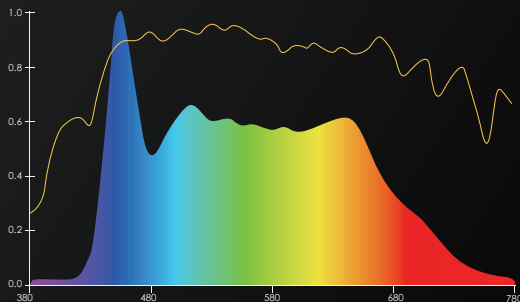
## Wider gamut, restore color

WAND series has powerful light output capability and amazing color performance capability. On higher-standard TM-30-18, its color rendering indexes of color saturation (Rg) and color fidelity (Rf) are better, which is excellent for making great films and videos.

CRI	TLCI	TM-30 Rg	TM-30 Rf	R9	R15
Avg. <b>97</b>	Avg. <b>97</b>	Avg. <b>102</b>	Avg. <b>95</b>	Avg. <b>91</b>	Avg. <b>92</b>



98.64	98.64	99.73	99.24	98.41	99.61
98.52	99.37	99.55	96.31	99.47	99.61
97.20	99.92	99.96	99.94	98.17	96.75
96.30	97.24	98.21	98.80	99.34	99.72






## Versatile mounting options

The WAND series offers a range of customized accessories, including a Straight Connector, a 6-Way 3D Connector, a 3-Way Flat Connector, a 4-Way Flat Connector, a 6-Way Flat Connector and a 8-Way Flat Connector. With the ability to combine multiple lights and intelligent light control, WAND tube lights can be used to create various lighting scenes, providing endless possibilities for filming.



## Pixel control, smooth running and no delay

WAND LW2402 / LW4804 / LW9608 have independent pixel controller up to 24/48/96 pixels respectively, coupled with APP / DMX control, creating a natural flowing shooting space. At the same time, various preset and adjustable light effects are available to enhance your creativity.



## IP65 weather protection

The WAND series tube light boasts an impressive IP rating of 65, achieved through its precise and multi-layer waterproof construction. This ensures thorough protection of the internal core components, allowing the WAND series lights to be utilized effectively even under the harshest conditions on set, as well as achieving exceptional lighting results.





## Multiple lighting effects, customizing creativity

The WAND series boasts 17 built-in lighting effects for film and video, including Paparazzi, Lightning, Cloud Passing, Strobe, TV, Candle, Fire, Fireworks, Explosion, Welding, and more. All parameters can be easily adjusted either on the light itself or through the app. With the ability to switch between different lighting effects, you can unleash your creativity and bring your shooting ideas to life.

## WAND LW2402

1. High CRI: average 97; High TLCI: average 97;
2. Fully Tunable CCT from 2000K to 20000K;
3. 180° luminous surface, uniform light;
4. Multiple color modes: CCT, HSI, GEL, EFFECT;
5. 17 built-in lighting effects;
6. Built-in battery, with 2-10h battery runtime;
7. Support DC fast charging and wireless upgrading.



LW2402

### Standard Configuration

01\* Tube LW2402, 01 \* Power Supply, 01\* Power Cable, 01\* Tube Holder, 02\* Steel Wire Rope, 02\* M5 EyeBolt, 01 \* Carrying Bag

### Options



2-Light Bracket

4-Light Bracket

8-Light Bracket

SnapGrid

Coupler

1 to 2 Power  
Supply

Wireless DMX  
Transmitter

Tube Stand



## WAND LW2402

## Technical parameters

Model	LW2402
Power(White light )	25w
Pixel	24
Color Rendition	CRI>97, TLCI>97
CCT	2000K-20000K
Dimming	0% -100%, accuracy 0.1% adjustable
Wireless Protocols	WIFI, Bluetooth, CRMX
Control Methods	On-board, App, DMX
Dimming Mode	Linear / S curve / Exponential / Log
Lighting Effects	17
Dimension	Φ43*581 mm/1.69* 22.87 in
N.W.	0.95kg/2.09lbs
IP Rating	IP65

## Illumination

CCT \ Distance	0.5m	1m	2m	3m
3200K	1536 lux	475 lux	143 lux	82 lux
5600K	1742 lux	589 lux	173 lux	92 lux

## WAND LW4804

1. High CRI: average 97; High TLCI: average 97;
2. Fully Tunable CCT from 2000K to 20000K;
3. 180° luminous surface, uniform light;
4. Multiple color modes: CCT, HSI, GEL, EFFECT;
5. 17 built-in lighting effects;
6. Built-in battery, with 2-10h battery runtime;
7. Support DC fast charging and wireless upgrading.



LW4804

### Standard Configuration

01\* Tube LW4804, 01 \* Power Supply, 01\* Power Cable, 02\* Tube Holder, 02\* Steel Wire Rope, 02\* M5 EyeBolt, 01 \* Carrying Bag

### Options



2-Light Bracket

4-Light Bracket

8-Light Bracket

SnapGrid

Coupler

1 to 2 Power  
SupplyWireless DMX  
Transmitter

Tube Stand

## WAND LW4804

## Technical parameters

Model	LW4804
Power(White light )	50w
Pixel	48
Color Rendition	CRI>97, TLCI>97
CCT	2000K-20000K
Dimming	0% -100%, accuracy 0.1% adjustable
Wireless Protocols	WIFI, Bluetooth, CRMX
Control Methods	On-board, App, DMX
Dimming Mode	Linear / S curve / Exponential / Log
Lighting Effects	17
Dimension	Φ43*1126 mm/1.69*44.33 in
N.W.	1.55kg/3.42lbs
IP Rating	IP65

## Illumination

CCT \ Distance	0.5m	1m	2m	3m
3200K	1920 lux	593 lux	178 lux	102 lux
5600K	2177 lux	741 lux	216 lux	115 lux

## WAND LW9608

1. High CRI: average 97; High TLCI: average 97;
2. Fully Tunable CCT from 2000K to 20000K;
3. 180° luminous surface, uniform light;
4. Multiple color modes: CCT, HSI, GEL, EFFECT;
5. 17 built-in lighting effects;
6. Built-in battery, with 2-10h battery runtime;
7. Support DC fast charging and wireless upgrading.



LW9608

### Standard Configuration

01\* Tube LW9608, 01 \* Power Supply, 01\* Power Cable, 04\* Tube Holder, 02\* Steel Wire Rope, 02\* M5 EyeBolt, 01 \* Carrying Bag

### Options



SnapGrid

Coupler

1 to 2 Power  
SupplyWireless DMX  
Transmitter

Tube Stand

## WAND LW9608

## Technical parameters

Model	LW9608
Power(White light )	100w
Pixel	96
Color Rendition	CRI>97, TLCI>97
CCT	2000K-20000K
Dimming	0% -100%, accuracy 0.1% adjustable
Wireless Protocols	WIFI, Bluetooth , CRMX
Control Methods	On-board, App, DMX
Dimming Mode	Linear / S curve / Exponential / Log
Lighting Effects	17
Dimension	Φ43*2216 mm/1.69*87.24 in
N.W.	3.1kg/6.83lbs
IP Rating	IP65

## Illumination

CCT \ Distance	0.5m	1m	2m	3m
3200K	2400 lux	741 lux	222 lux	127 lux
5600K	2721 lux	926 lux	270 lux	143 lux



## Accessories

The WAND series comes with a range of perfectly matched accessories that can help users control the light beam and provide more lighting solutions for film and television production. In addition, customized multi-light combining kits are available to meet the diverse lighting needs on set and achieve the best creative effects.





2-Light Bracket

Model: SX-LS-02  
Available for LW2402/LW4804



4-Light Bracket

Model: SX-LS-04  
Available for LW2402/LW4804



8-Light Bracket

Model: SX-LS-08  
Available for LW2402/LW4804



LW2402 SnapGrid

Model: SX-LC-02  
Available for LW2402



LW4804 SnapGrid

Model: SX-LC-04  
Available for LW4804



LW9608 SnapGrid

Model: SX-LC-08  
Available for LW9608



#### 1 to 2 Power Supply

Model: SX-LN-02  
Specification: 2m/6.26ft  
Weight: 0.45kg/ 0.99lbs



#### D-TAP to DC Connector Cable

Model: SX-DT-L02  
Specification: 3m/9.84ft  
Weight: 0.16kg/0.35lbs



#### DMX Cable

Model: SX-DMX-L02  
Specification: 2m/6.56ft  
Weight: 0.2kg/0.44lbs



#### 10m Power Cable

Model: SX-LW-AC10  
Specification: 10m/32.80ft  
Weight: 0.2kg/0.44lbs



#### 5m DC Connection Cable

Model: SX-LW-DC05  
Specification: 5m/16.40ft  
Weight: 0.24kg/0.53lbs



#### Coupler

Model: SX-LS-10  
Available for LW2402/LW4804/LW9608



Straight Connector

Model: SX-LS-02  
Available for LW2402/LW4804/LW9608



Square Flat Connector

Model: SX-LS-02-L  
Available for LW2402/LW4804/LW9608



4-Way Flat Connector

Model: SX-LS-04  
Available for LW2402/LW4804/LW9608



Triangle 3D Connector

Model: SX-LS-03  
Available for LW2402/LW4804/LW9608



6-Way Flat Connector

Model: SX-LS-06  
Available for LW2402/LW4804/LW9608



6-Way 3D Connector

Model: SX-LS-06-L  
Available for LW2402/LW4804/LW9608



Tripod

Model: SX-LN-01  
Available for LW2402/LW4804/LW9608



Handle

Model: SX-LN-02  
Available for LW2402



M5 EyeBolt

Model: SX-LW-M5  
Available for LW2402/LW4804/LW9608



Wireless DMX Transmitter

Model: SX-Link  
Weight: 0.15kg/0.33lbs

# Contact Us

---

## Headquarters

R1505-1506, Block B, Rongchao Binhai Building, 2021-1 Haixiu Road, Bao'an District, Shenzhen 518133, China  
+86 755 2300 8852  
marketing@sunnyxiao.com

## Production base

201, Block A, Building E, Area 5, Ganghuaxing Industrial Park, Fuyong Street, Bao'an District, Shenzhen

## Beijing Branch

5-5, Renhe Science Park, 2nd Renheyuan Street, LDUV, Shunyi District, Beijing

## Shanghai Branch

Sunny Xiao, Building 37, Original Processing Workshop of Shanghai Carbon Factory, No. 4221, Longwu Road, Minhang District, Shanghai

## Hengdian Branch

F1, No. 91-2, Tongle Street, Jingxi Community, Hengdian Town, Dongyang, Jinhua, Zhejiang

## Qingdao Branch

R1502, Building 1, Excellence Century Center, No. 31, Longcheng Road, Shibei District, Qingdao

## Germany Branch

Wöhlerweg 5, 82538 Geretsried, Germany  
+49 8171 999 2110



[www.sunnyxiao.com](http://www.sunnyxiao.com)